



RIPE NCC
RIPE NETWORK COORDINATION CENTER

NRO NC ELECTION

VOTING INSTRUCTIONS



October 2024

- We send three representatives to the Number Resource Organisation Number Council (NRO NC), which serves as the Address Supporting Organisation Address Council (ASO AC) at ICANN
- Two are elected, one is appointed by the RIPE NCC Executive Board
- This election is to fill one seat for a three-year term starting in January 2025 and ending in December 2027
- Sander Steffann stepped down from his seat earlier this year, ahead of the RIPE NCC Executive Board election. Thank you Sander!
- The other members are Hervé Clément and Constanze Bürger

Nominees at this Election



Jordi Palet-Martínez



Andrei Robachevsky

Nominee information

Candidate videos, bios and statements of motivation and expressions of support are available at:

<https://www.ripe.net/community/nro-nc/nro-nc-nominations-november-2024/nominees/>




In order to be eligible to vote, you must:



Have registered for RIPE 89

You can be registered online or onsite



Registered to vote in the NRO NC election

Select the option to vote in the NRO NC election



Attended any meeting from RIPE 81-RIPE 88

Attended = Registered and checked-in



Checked-in for RIPE 89

You need to check in even if you're online!

<https://www.ripe.net/publications/docs/ripe-813/>

Forgot to register to vote?



Onsite

- Go to the registration desk
- Ask them to register you for the election
- Make sure that you have been checked-in

Online

- Go to your personal options page, the link is in your registration email
- Select the option to vote in the NRO NC election
- Check yourself in!

Activities

NRO NC Election

I would like to vote in the NRO NC election during RIPE 89



Check whether you've checked-in



View the attendee list

If you don't see a green check mark next to your name:

ONSITE: Ask the Registration Desk staff to check you in

ONLINE: Go to your personal options page using your unique link. **Select the option to check-in.**

Troubleshooting: If you have chosen not to display your name on the attendee list, you will not see your name!

<https://ripe89.ripe.net/attend/attendee-list/>

	Ulka	Athale	
Organisation	RIPE NCC		
Country			
Status	✓		
ASN			

Not eligible to vote?



Here's what happens

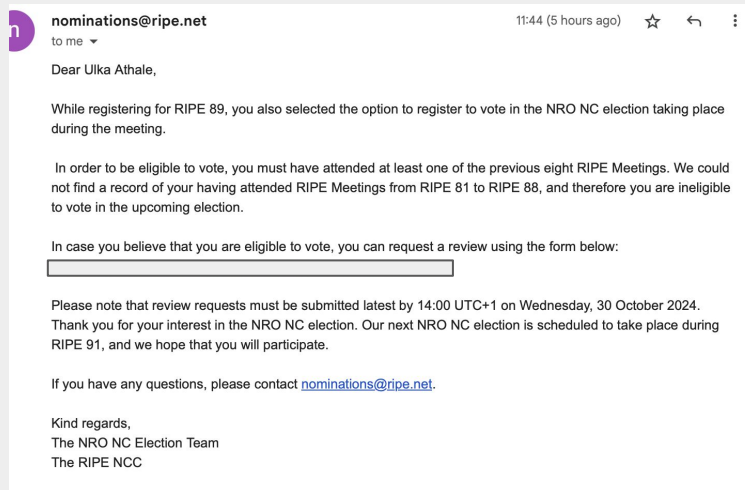
You will receive an email from the NRO NC election team informing you that you are **not eligible**.

If you think this is a mistake, and that you are eligible to vote, you can **ask for a review** using the form. The link to the form is in the email.

The Review team will send you its decision.

Review request deadline:

Wednesday, 30 October at 14:00 UTC+1





NRO NC Election Timeline at RIPE 89

Tuesday, 29 October 2024 at 14:00 UTC+1: Deadline to register to vote

Tuesday, 29 October 2024 at 14:00 UTC+1: Deadline to check-in to be eligible to vote

Tuesday, 29 October 2024 at 17:00 UTC+1: Voting opens

Wednesday, 30 October 2024 at 14:00 UTC+1: Deadline for voter reviews

Friday, 1 November 2024 at 09:00 UTC+1: Voting closes

Friday, 1 November 2024 at 11:00 UTC+1: Results announced during the closing plenary



VOTING INSTRUCTIONS



You will receive two emails from Assembly Voting

One email contains your unique voting link to the voting platform with a pre-filled code (Voting Code 1)

The other email contains your one-time pin code to access the voting platform (Voting Code 2)

You need both codes to access the system

Select the candidate of your choice and submit your vote!

Abstentions are noted but do not count towards the result.

Voting Link Email



You will receive two emails from Assembly Voting

Click on **Vote Now**

Each link is personalised

Voting Code 1 is pre-filled

If you're using Safari, you might need to copy and paste Voting Code 1



RIPE NCC
RIPE NETWORK COORDINATION CENTRE

NRO NC Election October 2024

Dear **Ulka Athale**,

You are invited to vote in the NRO NC Election 2024.

You will need to enter the NRO NC Election Pincode (Voting Code 2) that you have received in a separate email.

Voting Code 1 (7PDH593S6U) is pre-filled. However, if you are using Safari, you may need to copy it from this email.

To login for the NRO NC Election click on the "Vote Now" button below.

Vote Now

The system can be accessed on your preferred device with access to a browser. Please be aware that Internet Explorer cannot be used to access the system.

Please be sure to vote for the candidate of your choice or to select Abstain to ensure that your vote is registered. If you leave the platform before submitting your vote and confirming on the vote summary page, your vote will not be registered.

Important: You can cast your vote until 09:00 (UTC+1) on Friday, 1 November 2024. If you have questions or experience any issues, please email: nominations@ripe.net.

Best regards,

RIPE NCC and Assembly Voting

Voting Pincode Email



You will receive two emails from Assembly Voting

The other email contains your one-time pincode to access the platform

Each code is unique

Copy your pincode from the email



Dear Ulka Athale,

This email contains your one-time pincode (Voting Code 2). You will need to enter this code to access the NRO NC election platform. Please do not share this code.

Your one-time pincode is:

26

You should have received the link to the voting platform in a separate email sent by Assembly Voting.

If you have any difficulties accessing the voting platform, please contact us at nominations@ripe.net.

Kind regards,

The RIPE NCC

Accessing the Voting Platform

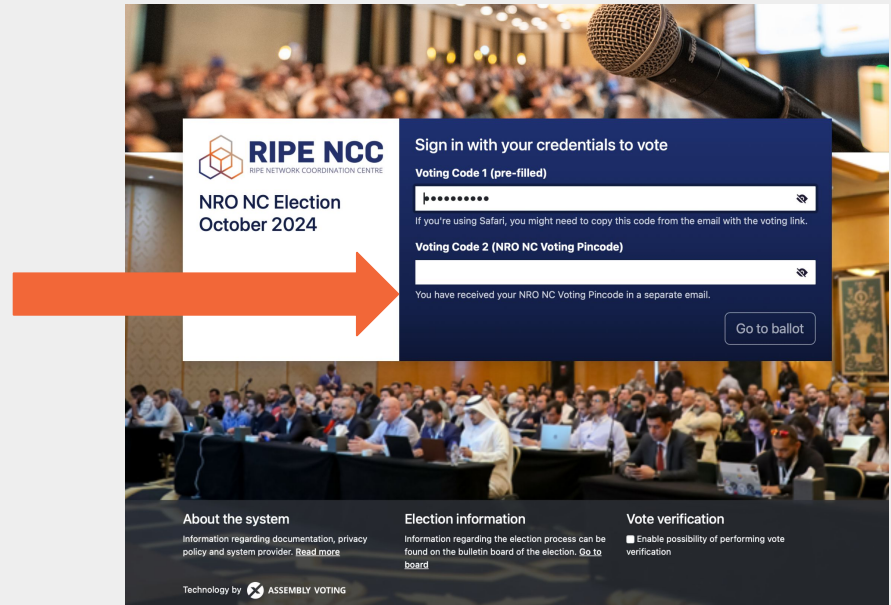


Get ready to vote

Voting Code 1 is pre-filled (unless you're using Safari or have a password manager that insists on auto-filling this field)

Paste your NRO NC Voting Pincode (Voting Code 2)

Go to the ballot to vote!



Vote for the candidate of your choice



There are two candidates

Select the candidate of your choice

Or you can abstain

Abstentions do not count towards the results

The candidate with the most votes will be elected!

Click on continue

Submit your vote!

A screenshot of the RIPE NCC NRO NC Election voting interface. The interface is split into two main sections. The left section contains a 'Sign out' button, the RIPE NCC logo (RIPE NETWORK COORDINATION CENTRE), and the title 'NRO NC Election October 2024'. The right section shows a timer 'Time left to vote: 39:51', the title 'NRO NC Election', and the text 'The candidate with the highest number of votes will be elected.' Below this, it says 'Please vote for the candidate of your choice.' There are three voting options, each with a checkbox and a link to view the candidate's video, biography, and motivation: 'Jordi Palet Martinez', 'Andrei Robachevsky', and 'Abstain'. At the bottom, a dark grey bar indicates 'Select one (1) option.' and 'Your vote has a weight of 1'. A 'Continue' button is located at the bottom right of the interface.

Verify your vote




You can verify that your vote has been cast accurately after you submit it

Receipt
Your vote has been registered. Thank you for your participation.

Your tracking code is:
8wuWTKS

Scan



Scan the QR code to open the election verification site on another device or [click to open it on this device](#)

[Back to sign in](#)

Important Deadlines (again)



NRO NC Election Timeline at RIPE 89

Tuesday, 29 October 2024 at 14:00 UTC+1: Deadline to register to vote

Tuesday, 29 October 2024 at 14:00 UTC+1: Deadline to check-in to be eligible to vote

Tuesday, 29 October 2024 at 17:00 UTC+1: Voting opens

Wednesday, 30 October 2024 at 14:00 UTC+1: Deadline for voter reviews

Friday, 1 November 2024 at 09:00 UTC+1: Voting closes

Friday, 1 November 2024 at 11:00 UTC+1: Results announced during the closing plenary



Need assistance



nominations@ripe.net